

RESEARCH ARTICLE

VARIABILITY IN FIRE PRESCRIPTIONS TO PROMOTE WILDLIFE FOODS IN THE LONGLEAF PINE ECOSYSTEM

Marcus A. Lashley^{1*}, M. Colter Chitwood², Craig A. Harper³, Christopher S. DePerno²,
and Christopher E. Moorman²

¹ Department of Wildlife, Fisheries, and Aquaculture, Mississippi State University,
Box 9690, Mississippi State, Mississippi 39762, USA

² Department of Forestry and Environmental Resources,
Fisheries, Wildlife, and Conservation Biology, North Carolina State University,
110 Brooks Avenue, Raleigh, North Carolina 27607, USA

³ Department of Forestry, Wildlife, and Fisheries, University of Tennessee,
2431 Joe Johnson Drive, Knoxville, Tennessee 37996, USA

*Corresponding author: Tel.: +1-662-325-5795; e-mail: marcus.lashley@msstate.edu

ABSTRACT

Prescribed fire is commonly used to restore and maintain the longleaf pine (*Pinus palustris* Mill.) ecosystem (LLPE). A key function of the LLPE is the provisioning of food for wildlife. Despite the plethora of literature evaluating the effects of fire season and fire-return interval on plant community dynamics, little attention has been given to the response of wildlife foods to fire season or fire-return interval. We measured the availability of key wildlife foods (fleshy fruit [i.e., seed containing a nutritious pericarp] and understory plant biomass) in upland pine forest following dormant-season (December–February) and growing-season (April–June) fires in a chronosequential design. Also, we quantified the relative contributions of the upland hardwood and bottomland hardwood forest types, which often are intentionally suppressed in the LLPE. In 2011 and 2012, we measured understory leafy biomass,

RESUMEN

Las quemas prescritas son comúnmente usadas para restaurar y mantener el ecosistema de pino palustre o pino de hoja larga (*Pinus palustris* Mill.), comúnmente llamado LLPE. Una función clave del LLPE es el aprovisionamiento de alimento para la fauna silvestre. A pesar de la profusa literatura que evalúa los efectos de la estación de fuego y el intervalo en la recurrencia del fuego en la dinámica de las comunidades vegetales, muy poca atención ha sido brindada a la respuesta de los alimentos para la fauna a la estación de fuego o a la recurrencia entre fuegos. Nosotros medimos la disponibilidad de alimentos clave para la fauna (aquellos frutos carnosos [i.e., semillas que contienen un pericarpio nutritivo] y plantas del sotobosque) en un bosque de altura de pino después de fuegos ocurridos en períodos de latencia (diciembre–febrero) y de crecimiento activo (abril–junio) en base a un diseño crono-secuencial. También cuantificamos las contribuciones relativas de los bosques altos y bajos de latifoliadas, que frecuentemente son intencionalmente suprimidos en los LLPE. En 2011 y 2012, medimos la biomasa foliar del sotobosque, la bio-

biomass of forages selected by white-tailed deer (*Odocoileus virginianus* Zimm.), and soft mast production chronosequentially in relation to years-since-fire, fire season, and vegetation type in the LLPE at Fort Bragg Military Installation, North Carolina, USA. Understory leafy biomass increased in upland pine and hardwood forests as years-since-fire increased until two years post fire. Selected forages decreased in upland pine forest and increased in upland hardwood forest as time-since-fire increased. In upland pine forests burned during the growing season, 94% of the fruit was detected two years after fire, 6% one year after fire, and 0% the same year as fire. In June, fruit density was greatest in bottomland hardwood forest; in July, fruit density was greatest in dormant-season burned upland pine forest; in August, fruit density was greatest in upland hardwood forest; and in September, fruit density was greatest in upland hardwood and bottomland hardwood forest. Overall summer fruit density (i.e., the sum of fruit density detected each month) was greatest in upland hardwood forest. Understory leafy biomass and deer-selected forages were stable in bottomland hardwood forest because they were not burned, thereby providing a relatively high and stable availability from year to year. Our data demonstrate the importance of diversity in fire season and frequency, and diversity in vegetation types to promote key wildlife foods in the LLPE.

masa de los forrajes seleccionados por el ciervo de cola blanca (*Odocoileus virginianus* Zimm.), y la producción de frutos blandos de arbustos, de manera crono-secuencial, en relación a los años desde el fuego, la estación de fuego, y el tipo de vegetación en el ecosistema LLPE ubicado en el Fort Bragg Military Installation, Carolina del Norte, EEUU. La biomasa foliar del sotobosque se incrementó en el bosque alto y en los bosques de latifoliadas a medida que el tiempo del post-fuego se incrementó hasta los dos años posteriores al fuego. Los forrajes seleccionados disminuyeron en el bosque alto de pino y se incrementaron en el bosque alto de latifoliadas a medida que se incrementó el tiempo después del fuego. En los bosques altos de pino quemados durante la estación de crecimiento, 94% de los frutos fueron detectados dos años después el fuego, 6% un año después del fuego, y 0% en el mismo año del evento de fuego. En junio, la densidad de frutos fue mayor en los bosques bajos de latifoliadas; en julio, la densidad de frutos fue mayor en el período latente en el bosque de pino de altura; en agosto, la densidad de frutos fue mayor en los bosques altos de latifoliadas; y en septiembre, la densidad de frutos fue mayor tanto en los bosques altos como bajos de latifoliadas. Considerando todo el verano, la densidad de frutos (i.e., la suma de la densidad de frutos detectada cada mes) fue mayor en los bosques altos de latifoliadas. La biomasa foliar del sotobosque y el forraje seleccionado por el ciervo de cola blanca fue estable en el sotobosque del bosque bajo de latifoliadas, dado que éste no fue quemado, proveyendo por lo tanto de una disponibilidad alta y estable año tras año. Nuestros datos muestran la importancia de la diversidad en la estación y frecuencia de los fuegos y la diversidad en los tipos de vegetación para promover alimentos clave para la fauna en los ecosistemas LLPE.

Keywords: biodiversity, diet selection, ecosystem-based management, fire application, fire frequency, fire season, fruit, heterogeneity, microhistological survey, white-tailed deer

Citation: Lashley, M.A., M.C. Chitwood, C.A. Harper, C.S. DePerno, and C.E. Moorman. 2015. Variability in fire prescriptions to promote wildlife foods in the longleaf pine ecosystem. *Fire Ecology* 11(3): 62–79. doi: 10.4996/fireecology.1103062

INTRODUCTION

In the US, the highly threatened longleaf pine (*Pinus palustris* Mill.) ecosystem (LLPE) is commonly targeted for ecological restoration (Landers *et al.* 1995, Brockway *et al.* 2005, Fill *et al.* 2012). Historically, the LLPE was one of the most extensive ecosystems in North America and occupied 38 million ha in the southeastern United States (Frost 1993, Landers *et al.* 1995). Currently, ~800 000 ha remain, representing a 97% decline across the natural range (Frost 2006). Restoring the LLPE may provide several ecosystem services, including improved habitat quality for wildlife, high-quality longleaf pine timber and pine straw, recreational opportunities, and preservation of natural and cultural legacies (Brockway *et al.* 2005).

Previous studies suggested developing prescribed fire regimes based on various types of data for the LLPE (e.g., modeling [Beckage *et al.* 2005], historical fire scars [Stambaugh *et al.* 2011], plant reproductive allocations [Fill *et al.* 2012]). The consensus is that high-frequency growing-season fire regimes (≤ 3 yr fire-return interval in May or June; Waldrop *et al.* 1992, Streng *et al.* 1993, Stambaugh *et al.* 2011, Fill *et al.* 2012) are keystone processes and vital to restoring the LLPE (Aschenbach *et al.* 2010). However, the LLPE represents one of the most diverse systems in the temperate zone, and simplified management strategies guided by a few focal flora and fauna may fail to accurately represent the complexity within this dynamic ecosystem (Franklin 1993, Drew *et al.* 1998). For example, Lashley *et al.* (2014a) reported that homogeneous fire applications could simplify forest stand structure

and landscape floral composition even when prescriptions are based on historical references. Similarly, Beckage *et al.* (2005) raised concern for oversimplified inferences of reference conditions in fire-maintained ecosystems. Because fire frequency, intensity, and seasonality may affect flora and fauna differently (Van Lear and Harlow 2000), variable fire prescriptions are likely needed to create and maintain a heterogeneous landscape (Fuhlen-dorf and Engle 2001, Bond and Archibald 2003, Fuhlen-dorf *et al.* 2006).

Previous study of the effects of fire season and frequency on understory flora and related forest structural characteristics in the LLPE showed that variability in fire prescriptions was needed to maximize biodiversity and ecosystem function with fire (Hiers *et al.* 2000, Palik *et al.* 2002, Ryan *et al.* 2013). For example, Fill *et al.* (2012) reported reproductive responses of wiregrass (*Aristida stricta* Michx.) were greatest following early growing-season fires (May to June). Furthermore, Clewell (1989) reported that wiregrass plants persist for extended periods without fire. Hence, wiregrass reproductive responses indicate adaptations to frequent growing-season fires, yet other characteristics of wiregrass simultaneously indicate adaptations to infrequent growing-season fire. Similarly, Ostertag and Menges (1994) reported that shrub species had differing reproductive allocation strategies to time-since-fire, and believed that plants likely did not synchronize strategies because of variability in historical fire-return intervals. Hiers *et al.* (2000) reported that fire season did not affect pollination and reproductive allocations of legumes in the LLPE; however, Platt *et al.* (1988) reported that the season of fire was im-

portant in flowering synchrony in many forb species. Also, legumes in the LLPE respond similarly to fire suppression and dormant- and growing-season fires in terms of nitrogen fixation (Hiers *et al.* 2003). However, fire frequency may be of particular importance to the species composition in the understory, with yearly and biennial fires favoring herbaceous plants, and longer rotations allowing woody plants to establish (Glitzenstein *et al.* 2003).

Despite the plethora of literature concerning the application of fire in LLPE and the effects on floral diversity, reproductive allocations, and plant community structure, we were able to find only one study reporting on fleshy fruit (i.e., seed containing a nutritious pericarp; e.g., berry, drupe, etc.) production (Greenberg *et al.* 2012) and no studies reporting on leafy biomass or forage production for white-tailed deer (*Odocoileus virginianus* Zimm.; hereafter deer), the native keystone herbivore (Cote *et al.* 2004) in the LLPE. Further, Greenberg *et al.* (2012) did not relate fleshy fruit production to fire. Moreover, the relative contributions of vegetation types to the abundance of these foods in the LLPE are unknown. Fleshy fruit and leafy biomass are important to many fauna inhabiting the LLPE. While wildlife are essential components of ecosystem function and commonly considered in management plans, little information about the interactions of these food sources with fire season and frequency exists. Therefore, we measured overall understory leafy biomass, biomass of selected deer forages, and fleshy fruit production in relation to years-since-fire, fire season, and vegetation type. We hypothesized that the wildlife foods that we measured would respond differently to different fire seasons and frequencies, thus illustrating the importance of variability in fire regimes for promoting wildlife foods throughout the year in the LLPE.

METHODS

Study Area

We sampled leafy biomass and fruit density at Fort Bragg Military Installation (Fort Bragg) in Cumberland, Harnett, Hoke, and Moore counties, North Carolina, USA (35° 6' N, 79° 12' W). The 73 469 ha property was located in the Sandhills physiographic region in the northernmost remnants of the LLPE. The long-term (~50 years) average yearly rainfall was 120 cm, average yearly snowfall was 7.5 cm, and there were ~175 frost-free days per year (Sorrie *et al.* 2006). According to the State Climate Office of North Carolina, there was a moderate drought in 2011 followed by a normal rainfall year in 2012. Primary vegetation types included longleaf pine, upland hardwoods, bottomland hardwoods, and managed openings (see Sorrie *et al.* 2006 for detailed floristic accounts). Fort Bragg Military Installation was considered an important contributor to the floristic diversity of the LLPE with more than 1200 plant species, 61 of which were species of conservation concern and 3 of which were federally endangered (Sorrie *et al.* 2006).

The LLPE is inhabited by numerous wildlife species that rely on vegetative plant parts or fleshy fruits for part or all of their diet. For example, deer, eastern cottontail (*Sylvilagus floridanus* Allen), Virginia opossum (*Didelphis virginiana* Kerr), gray fox (*Urocyon cinereoargenteus* Schreber), and raccoon (*Procyon lotor* L.) occur in the LLPE and consume plant parts or fleshy fruits. Similarly, numerous birds, including small passerines (e.g., American robin [*Turdus migratorius* L.], cedar waxwing [*Bombycilla cedrorum* Vieillot], hermit thrush [*Catharus guttatus* Pallas], gray catbird [*Dumetella carolinensis* L.] and larger gallinaceous birds (e.g., wild turkey [*Meleagris gallopavo* L.], northern bobwhite [*Colinus virginianus* L.]), use fruits or plant parts in their diet. Also, at least two species of conservation concern (gopher tortoise [*Gopherus poly-*

phemus Daudin] and Florida black bear [*Ursus americanus floridanus* Pallas]) rely heavily on the these food items in the LLPE.

Since 1989, the United States Department of Defense has managed burn units on a 3 yr growing-season (April to June) fire-return interval, targeting the prevailing longleaf pine vegetation type (Cantrell *et al.* 1995). However, upland hardwood and bottomland hardwood stands are interspersed within some burn units and are subjected to the same fire regime, although fire behavior may differ based on moisture and fuels. The fire regime was initiated to maintain structural requirements for the federally endangered red-cockaded woodpecker (*Picoides borealis* Vieillot) and to maximize biodiversity of the LLPE (Cantrell *et al.* 1995). Because of limitations in resources, manpower, and adequate fire weather, some units not burned as scheduled were burned the following dormant season (January to February). However, these units were moved immediately back into the 3 yr growing-season fire-return interval. Further, some units were exclusively burned on a dormant-season fire schedule to buffer sensitive areas such as buildings and other man-made structures on the base.

Stand Selection

We characterized three major vegetation types using a geographic information system (GIS) overlay map of land cover and fire-breaks provided by the US Department of Defense: upland hardwood, bottomland hardwood, and upland pine. We characterized upland hardwood as any upland forest stand dominated by hardwood species (primarily turkey oak, *Quercus laevis* Walt.), bottomland hardwood as hardwood-dominated forest (primarily blackgum, *Nyssa sylvatica biflora* Marsh.) associated with streams, and upland pine as upland longleaf pine-dominated forest. We selected 5 or more representative units in each vegetation type across three separate

drainages at Fort Bragg (averaging 7 km apart) to compare the relative contribution of each vegetation type to forage and fruit density. We selected units with similar soil types (Candor Sands complex) and basal area in upland pine and upland hardwood to reduce any biases that could be associated with soil productivity or overstory coverage. After controlling for soil type and basal area ($45 \text{ m}^2 \text{ ha}^{-1}$ to $60 \text{ m}^2 \text{ ha}^{-1}$), we selected upland pine units based on the fire season (i.e., dormant- or growing-season fires; hereafter, dormant upland pine and growing upland pine, respectively) and years-since-fire (0 yr, 1 yr, 2 yr, 3 yr). We selected upland hardwood stands by years-since-fire (0 yr, 1 yr, 2 yr, 3 yr). Units were selected for dormant upland pine or growing upland pine only if they had been burned in the respective season for three or more consecutive fire rotations (average 3.2 consecutive rotations for dormant upland pine and 5 rotations for growing upland pine). Dormant-season fires occurred from December to February and growing-season fires occurred April to June.

Understory Leafy Biomass

We had two objectives when measuring understory leafy biomass: 1) compare biomass among vegetation types within years-since-fire, and 2) compare biomass among years-since-fire within each vegetation type. Therefore, in January to March 2011 (i.e., in the dormant season), we randomly placed 40 $1.2 \text{ m} \times 1.2 \text{ m} \times 1.2 \text{ m}$ woven-wire-panel exclusion cages in upland hardwood, dormant upland pine, and growing upland pine burned 0 yr to 3 yr prior (i.e., 10 cages in each year-since-fire category for each vegetation type). Also, we placed 40 cages in bottomland hardwood units. Cages, designed to exclude herbivores, were used only to control for biases in understory biomass estimates related to herbivory. For example, if caged plots had the same biomass as random uncaged plots, then herbivory was not affecting understory biomass and all plots

could be pooled for assessing understory biomass response to fire application. Cages were simply used as a precaution because deer may affect plant communities negatively at high densities (Cote *et al.* 2004). We did not expect deer at Fort Bragg to negatively affect the plant community because deer density decreased by as much as 60% from what was apparently sustained in the 1980s (Lashley *et al.* 2015a), which likely resulted from high predation rates from coyotes (*Canis latrans* Say) on adult and neonatal deer (Chitwood *et al.* 2014, 2015a, 2015b). From 1 to 14 August 2011, we collected all leafy biomass (i.e., standing crop) from woody species and entire herbaceous plants (excluding fibrous stems) within cages. Additionally, we sampled an uncaged plot at a randomly generated distance (10 m to 100 m) and bearing (0 degrees to 360 degrees) from the original location of the cage. The uncaged plot was kept in the same vegetation type with the same years-since-fire; we replaced the cages in a new area and repeated the sampling protocol in 2012 (i.e., 160 caged and 160 uncaged plots per year; Lashley *et al.* 2011). We separated samples by species, bagged them in small paper bags, and dried them in an air-flow dryer at 50°C (Lashley *et al.* 2014b). We weighed dried samples to the nearest 0.01 gram and calculated understory leafy biomass per hectare by summing plant weights from a plot and extrapolating to kilograms per hectare. The caged and uncaged plots served as the experimental unit for subsequent statistical analyses.

To measure the availability of selected deer forages, we first determined what flora were selected by deer on site. To do so, we calculated a selection index (Chesson 1978, 1983), which provided criteria for determining the strength of deer selection of a plant and an index cutoff value that represents the point at which deer are selecting the forage more than available. The Chesson index requires a measure of plant use by the targeted herbivore. Therefore, we collected deer fecal samples

from May to August in 2011 and 2012 across Fort Bragg to perform a microhistological survey, which gives the proportion of each plant species in the diet based on the remaining undigested plant cells excreted in the feces (Vavra and Holechek 1980). Because one of the years was a drought, we calculated diet selection in each year separately to avoid biases in diet selection associated with drought (Lashley and Harper 2012). We collected at least five fecal samples per week consisting of at least 10 pellets per sample from 15 May to August in 2011 and 2012, and formed weekly composite samples (mean = 12.2 fecal samples per composite sample for 30 composite samples). To ensure that samples were independent of one another, no two samples were collected within 1 km (greater than the average summer home range of adult female deer on the area; Lashley *et al.* 2015b) of each other during the respective week. The density of deer at Fort Bragg was very low (3 km⁻¹ to 5 km⁻¹, Lashley *et al.* 2015a), making collection of fecal samples difficult; therefore, we did not stratify fecal samples by vegetation type or years-since-fire. However, because deer are a relatively mobile species, the fecal sample may consist of dietary choices from the past several days. As each of the areas were readily available to deer (Lashley *et al.* 2015b), we did not suspect any bias in dietary choice associated with the area in which the fecal sample was found. Because plant species may be digested differently by deer, we used acid detergent fiber (ADF), which is a measure of indigestible fibers in plants, to standardize use based on the proportion of the plant that remains distinguishable in the microhistological survey (Vavra and Holechek 1980). Simultaneously, we collected samples of plants (72 genera) representing the plant-part selectivity of deer, and dried and submitted them to a National Forage Testing Association certified laboratory to determine the acid detergent fiber of each plant during each month that fecal samples were collected (Lashley *et al.* 2014b). After receiving diet

compositions for each composite fecal sample, we weighted each plant-use percentage by the respective ADF to correct for differential digestibility of plants (Leslie *et al.* 1983). After correcting for differential digestibility, we calculated deer diet selection from the corrected use and availability (leafy biomass of each plant available on site). After determining which plants were selected, we calculated forage availability of selected forages from the collected leafy biomass estimates.

Fruit Density

We placed 30 25-meter transects in dormant upland pine, growing upland pine, upland hardwood, and bottomland hardwood units in each of four months (June to September) of 2011 and 2012 ($n = 480 \text{ yr}^{-1}$). After sampling of each transect in each month, the transect was moved in the next month to another area within the same vegetation type and years-since-fire when applicable. In growing upland pine, 10 of the transects each month were placed in areas 0 yr, 1 yr, and 2 yr since fire. We used the fruit-count method described in Lashley *et al.* (2014c) to measure understory fruit density under 1.2 m height (i.e., understory fruits) and within 0.5 m of each side along a 25 m transect. Fruits were tallied by species, month, vegetation type, and year, with the transect being the experimental unit in subsequent analyses. We extrapolated each transect fruit count into a per-hectare equivalent. We compared monthly fruit density over two growing seasons among vegetation types and time-since-fire (in growing upland pine only).

Statistical Analyses

Initially, we used analysis of variance to compare understory leafy biomass estimates between caged and uncaged plots to determine whether herbivory affected biomass. We used generalized linear regression, fitting the data with a Poisson distribution (to account for left

truncation), to compare understory leafy biomass (total and deer-selected forages) among vegetation types with years-since-fire held constant. We used the same analysis to test for the effects of years-since-fire within a vegetation type. We assigned the year of collection and the drainage of the unit sampled as random effects to account for any site-specific or year-specific effects. Also, we used generalized linear regression to compare understory fruit density among vegetation types across months with year as a random effect and among the three categories of years-since-fire in growing upland pine with month and year as random effects. We fit the fruit data with a zero inflated Poisson distribution to account for left truncation and zero inflation. We used JMP 10.0 (SAS Corp., Cary, North Carolina, USA) for all analyses.

RESULTS

We detected 66 genera of native plants during the study, 33 of which were selected by deer and 6 of which produced fruits detected in the understory (Table 1). Ten genera accounted for the majority of the biomass (i.e., ~80%), with *Aristida* (~34%) and *Quercus* (~20%) accounting for more than 50% of the biomass detected (Table 1). Understory leafy biomass was not affected by herbivory ($P = 0.99$), so we combined caged and uncaged samples for subsequent analyses.

Leafy Biomass

Understory leafy biomass differed among the vegetation types, with biomass greatest in bottomland hardwood. Also, biomass was greater in upland pine than upland hardwood when holding years-since-fire constant (Table 2). Understory leafy biomass was greater 2 yr and 3 yr post fire than soon after fire (Table 2, Figure 1). Deer-selected forages were most available in bottomland hardwoods. Also, selected biomass was greater in upland hard-

Table 1. Genera detected at Fort Bragg Military Installation, North Carolina, USA, from 2011 to 2012.

Genus	Selected forages	Genus	Selected forages
<i>Acer</i> L.	X	<i>Geranium</i> L.	X
<i>Achillea</i> L.		<i>Helianthus</i> L.	X
<i>Alnus</i> L.		<i>Hypericum</i> L.	
<i>Ambrosia</i> L.		<i>Ilex</i> L. ^{a,c}	
<i>Andropogon</i> L. ^a		<i>Iris</i> L.	
<i>Aristida</i> L. ^{a,b}		<i>Itea</i> L.	
<i>Artemisia</i> L.		<i>Lespedeza</i> Michx.	X
<i>Arundinaria</i> Michx ^a		<i>Liquidambar</i> L.	
<i>Asclepias</i> L.	X	<i>Lyonia</i> Nutt.	
<i>Aster</i> L.	X	<i>Magnolia</i> L. ^a	
<i>Baptisia</i> Vent.		<i>Morella</i> Lour.	X
<i>Bidens</i> L.	X	<i>Nyssa</i> L.	
<i>Carex</i> L.	X	<i>Parthenocissus</i> Planch.	X
<i>Carya</i> Nutt.	X	<i>Phytolacca</i> L.	X
<i>Centrosema</i> Benth.	X	<i>Pinus</i> L. ^a	
<i>Chamaecrista</i> L.	X	<i>Pityopsis</i> Nutt.	
<i>Clethra</i> L. ^a	X	<i>Potentilla</i> L.	X
<i>Clitoria</i> Baill.		<i>Prunus</i> L.	X
<i>Cnidioscolus</i> Pohl		<i>Quercus</i> L. ^{a,b}	
<i>Coreopsis</i> L.	X	<i>Rhus</i> L.	X
<i>Cornus</i> L.	X	<i>Robinia</i> L.	
<i>Crataegus</i> L.	X	<i>Rubus</i> L. ^c	X
<i>Cyrilla</i> L.	X	<i>Sassafras</i> Presl.	X
<i>Desmodium</i> Desv.	X	<i>Silphium</i> L.	X
<i>Dichanthelium</i> Gould		<i>Smilax</i> L. ^c	X
<i>Dioscorea</i> L.	X	<i>Solidago</i> L.	X
<i>Diospyros</i> L.		<i>Stillingia</i> L.	
<i>Eupatorium</i> Spreng.		<i>Symplocos</i> Jacq.	X
<i>Euphorbia</i> Wheeler		<i>Tephrosia</i> Pers. ^a	
<i>Froelichia</i> Moench	X	<i>Toxicodendron</i> Mill.	
<i>Galactia</i> P. Br.		<i>Vaccinium</i> L. ^c	
<i>Gaylussacia</i> Kunth ^{a,c}		<i>Viola</i> L.	X
<i>Gelsemium</i> L.		<i>Vitis</i> L. ^c	X

^a Genera collectively comprising >80% of the detected understory biomass.

^b Genera collectively comprising >50% of the detected understory biomass.

^c Primary genera detected producing fruit in the understory.

wood than in dormant-season and growing-season burned upland pine (Table 3, Figure 2). Deer-selected forages increased with years-since-fire in upland hardwood and decreased with years-since-fire in upland pine burned during the growing season (Figure 2).

Fruit Density

The sum of fruit densities detected across the months was two to three times greater in

upland hardwood than in other vegetation types over the course of the growing season (Table 4, Figure 3). Fruit density was similar among vegetation types in June, greatest in dormant season burned upland pine in July, greatest in upland hardwood in August, and greatest in upland and bottomland hardwood vegetation types in September (Table 4, Figure 3). Moreover, 94% of the fruit detected in growing-season burned upland pine occurred in the last year of the rotation, whereas 6% oc-

Table 2. Parameter estimates of generalized linear regression for understory leafy biomass (kg ha⁻¹) in major forest types and as related to years-since-fire in growing season burned longleaf pine forests at Fort Bragg Military Installation, North Carolina, USA, in June to September, 2011 to 2012.

Term	Biomass	Estimate	SE	Chi square	P value
Intercept		4.33	0.01	580622.56	<0.0001
Bottomland hardwood	840	1.27	0.16	64.05	<0.0001
Dormant upland pine	623	2.71	0.25	116.68	<0.0001
Growing upland pine	562	1.51	0.51	8.79	0.003
Upland hardwood ^a	401				
Same yr as fire	357	-2.21	0.36	37.61	<0.0001
1 yr post fire	443	-1.52	0.43	12.59	0.0004
2 yr post fire	636	1.31	0.40	10.70	0.001
3 yr post fire ^a	462				
Dormant upland pine*same yr as fire	396	3.15	0.19	266.21	<0.0001
Dormant upland pine*1 yr post fire	733	3.77	0.20	351.56	<0.0001
Dormant upland pine*2 yr post fire	698	3.98	0.26	243.11	<0.0001
Dormant upland pine*3 yr post fire	566	3.47	0.39	79.61	<0.0001
Growing upland pine*same year as fire	553	3.66	0.32	131.83	<0.0001
Growing upland pine*1 yr post fire	550	4.10	0.45	83.12	<0.0001
Growing upland pine*2 yr post fire	722	3.30	0.37	81.61	<0.0001
Growing upland pine*3 yr post fire	484	0.65	0.26	6.29	0.01
Upland hardwood*same year as fire ^a	322				
Upland hardwood*1 yr post fire ^a	345				
Upland hardwood *2 yr post fire ^a	486				
Upland hardwood*3 yr post fire ^a	432				

^aReference group for comparisons.

curred the year after fire, and no fruits were detected in the same year as fire.

DISCUSSION

Variation in years-since-fire yields heterogeneity in wildlife food availability across the landscape. For example, we detected no fruits in the same growing season as fire, very few the following growing season, and many in the last year of the three-year prescribed burning rotation. Therefore, shortening the fire-return interval to every one or two years across the landscape may eliminate understory fruit production, which would negatively affect wildlife populations that consume fruits (Woinarski and Legge 2013) or preclude the use of the areas by mobile species (Buler *et al.* 2007). Alternatively, shorter fire-return intervals

yielded more deer-selected forages, although deer may be negatively affected by the lack of cover soon after fire (Lashley *et al.* 2015b). Additionally, short fire-return intervals maintain grass- and herbaceous-dominated understories by suppressing woody encroachment (White *et al.* 1990, Glitzenstein *et al.* 2003). Hence, fire-return interval can be adjusted to encourage the understory structure and composition desired by the landowner (White *et al.* 1990, Palik *et al.* 2002, Glitzenstein *et al.* 2003, Lashley *et al.* 2014a). On federally owned properties mandated to take an ecosystem-based management approach (e.g., Fort Bragg), we suggest that fire frequencies should be variable. For example, one- to two-year fire-return intervals could be used in some units to encourage herbaceous plants, whereas ≥ 3 yr fire-return intervals could be used in oth-

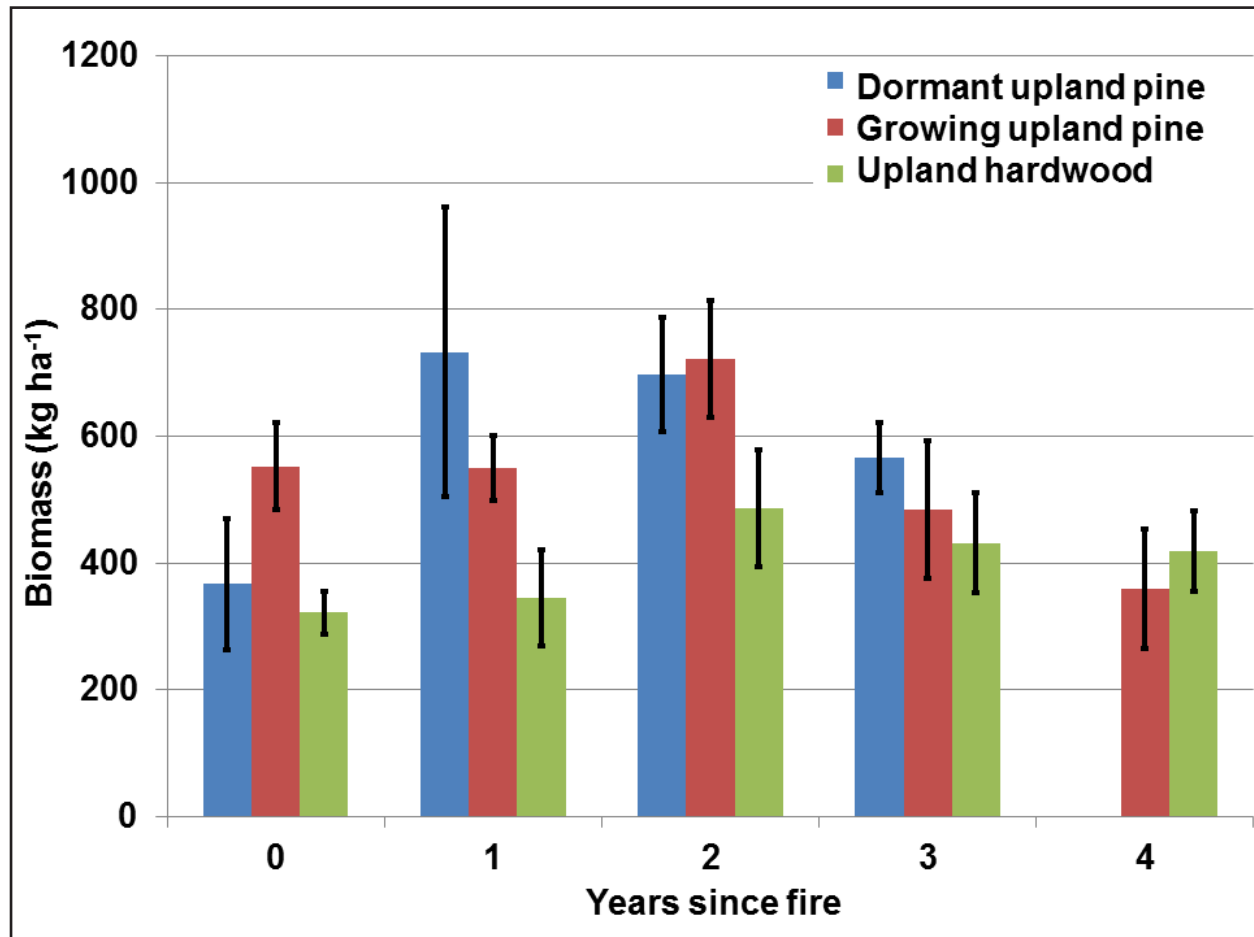


Figure 1. Influence of years-since-fire on understory leafy biomass (kg ha^{-1} ; SE) available in the upland longleaf pine vegetation type following dormant- and growing-season fires and in the upland hardwood vegetation type following growing-season fires at Fort Bragg Military Installation, North Carolina, USA in August 2011 and 2012. In each year, 80 plots (40 caged and 40 uncaged) were sampled in each vegetation type with 20 sampled in each years-since-fire category.

er units to encourage fruit production and increased understory leafy biomass (Ostertag and Menges 1994).

Similarly, application of fire within only a single season (e.g., growing season) will fail to promote the maximum floral diversity and fleshy fruit production on the landscape (Hiers *et al.* 2000, Palik *et al.* 2002, Ryan *et al.* 2013). Fire timing plays a key role in flowering synchrony and duration and differentially affects leguminous forbs and other flowering plants with divergent flowering phenologies (Platt *et al.* 1988, Howe 1994, Hiers *et al.* 2000). In our study, fruit density after growing- and dormant-season fires followed different trends

month to month because of differences in fruiting phenology of the flora responding to each season of fire. Furthermore, growing-season fires promoted a grass-dominated understory (wiregrass in particular), whereas dormant-season fires promoted other herbaceous and woody flora. Therefore, varying fire season across an area is necessary to encourage heterogeneity in understory structure and to provide fruits in every month of the growing season across the landscape (Lashley *et al.* 2014a).

Although oaks are important for wildlife in the LLPE (Perkins *et al.* 2008), aggressive removal of oaks has become a primary manage-

Table 3. Parameter estimates of generalized linear regression for selected deer forage (kg ha⁻¹) in major forest types and as related to years-since-fire in growing season burned longleaf pine forests at Fort Bragg Military Installation, North Carolina, USA, from June to September, 2011 to 2012.

Term	Biomass	Estimate	SE	Chi square	P-value
Intercept		1.11	0.04	807.49	<0.001
Bottomland hardwood	84	11.55	0.49	559.06	<0.001
Dormant upland pine	23	-20.53	0.78	689.25	<0.001
Growing upland pine	28	-27.61	2.77	99.43	<0.001
Upland hardwood ^a	44				
Same year as fire	22	-34.69	2.77	157.28	<0.001
1 yr post fire	17	-19.16	2.00	91.61	<0.001
2 yr post fire	28	-16.21	1.44	126.10	<0.001
3 yr post fire ^a	47				
Dormant upland pine*same year as fire	16	19.17	1.62	140.91	<0.001
Dormant upland pine*1 yr post fire	16	9.41	1.15	67.43	<0.001
Dormant upland pine*2 yr post fire	33	17.00	1.14	221.64	<0.001
Dormant upland pine*3 yr post fire	26	-7.17	1.21E-07	3.54E+15	<0.001
Growing upland pine*same yr as fire	48	32.23	2.29	198.37	<0.001
Growing upland pine*1 yr post fire	25	24.90	2.52	97.71	<0.001
Growing upland pine*2 yr post fire	32	20.52	1.96	109.25	0.1171
Growing upland pine*3 yr post fire	9	-2.30	1.47	2.46	<0.001
Upland hardwood*same year as fire ^a	2				
Upland hardwood*1 yr post fire ^a	10				
Upland hardwood*2 yr post fire ^a	17				
Upland hardwood*3 yr post fire ^a	83				

^a Reference group for comparisons.

ment strategy in the LLPE, with the primary goal to improve habitat for the Endangered Species Act-listed red-cockaded woodpecker (Cantrell *et al.* 1995, Hiers *et al.* 2014). Other studies (i.e., Perkins *et al.* 2008, Hiers *et al.* 2014, Lashley *et al.* 2014a) have outlined the direct importance of oaks for food and cover in the LLPE, but our data indicate that hardwoods have an additional indirect benefit through the promotion of understory fruit and selected deer forages. In upland hardwood communities, the sparse distribution of pyrophytic fuels (i.e., wiregrass and longleaf pine needles) may result in a more heterogeneous fire mosaic than typically occurs following prescribed fires in upland pine vegetation types (Kane 2008, Ellair and Platt 2013). The meandering fires in upland hardwood vegetation types likely protect some stems of fruiting understory plants from top-kill, sustaining fruit

production even in the same year of fire. As a result, upland hardwood vegetation types provided two to three times more fruit than any other vegetation type during the summer months. Therefore, upland hardwoods provide many benefits to wildlife in the LLPE beyond hard mast production; therefore, removal efforts should be minimized when wildlife habitat is of concern (Perkins *et al.* 2008, Hiers *et al.* 2014, Lashley *et al.* 2014a).

Like wildlife foods, cover should be considered when managing plant communities with prescribed fire. Prescribed fire greatly influences understory structure as it relates to wildlife cover (McCord *et al.* 2014), which inevitably influences the overall quality of an area as habitat for a given species. In fact, cover may be the more important resource in habitat selection as indicated in two concurrent studies at Fort Bragg that demonstrated that

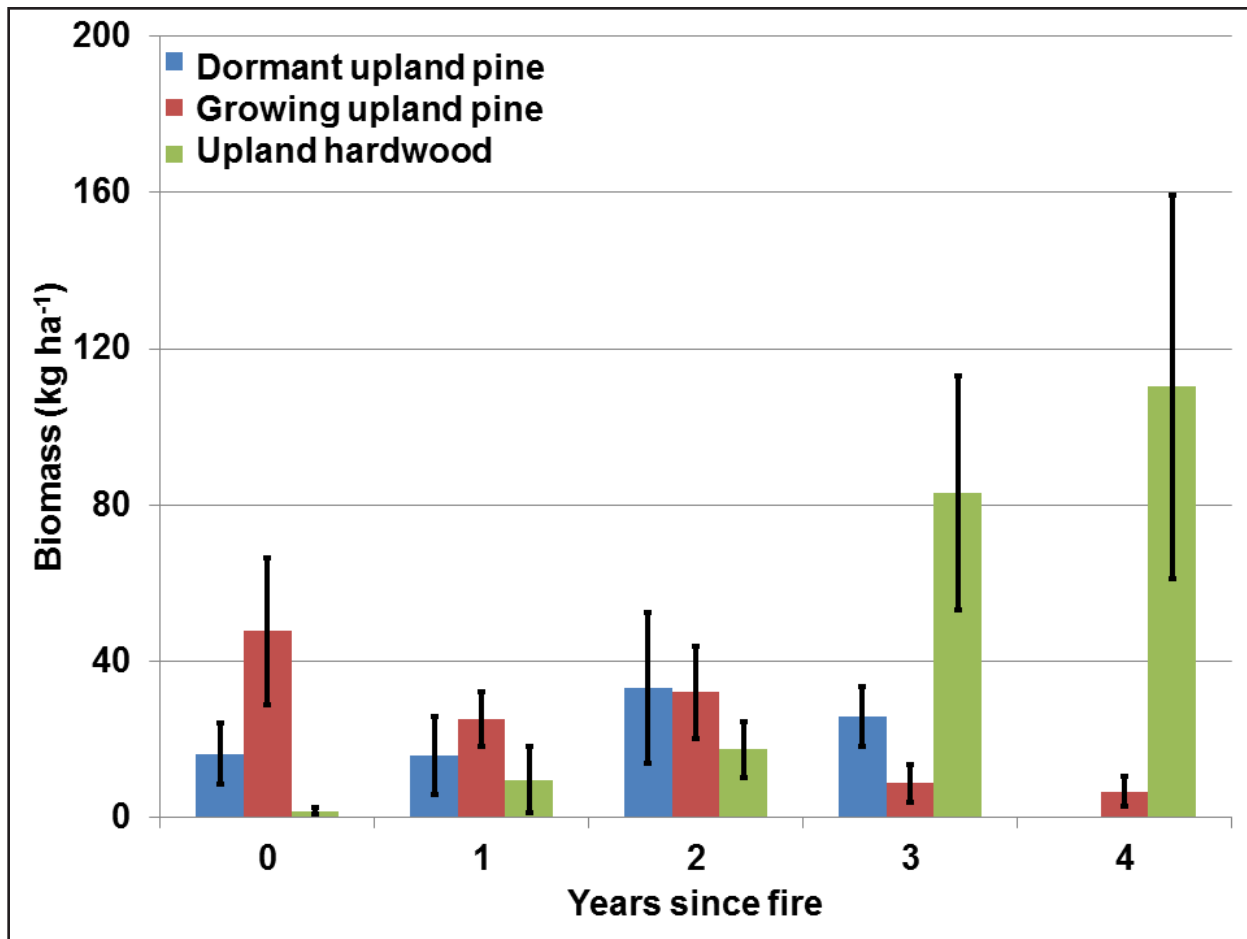


Figure 2. Influence of years-since-fire on understory leafy biomass (kg ha^{-1} ; SE) of plants selected by white-tailed deer in the upland longleaf pine vegetation type following dormant- and growing-season fires and in the upland hardwood vegetation type following growing-season fires at Fort Bragg Military Installation, North Carolina, USA, in August 2011 and 2012. In each year, 80 plots (40 caged and 40 uncaged) were sampled in each vegetation type with 20 sampled in each year-since-fire category.

deer increasingly selected burned areas as years-since-fire increased (Lashley *et al.* 2015b) and wild turkeys selected burned areas following dormant-season fires (Kilburg *et al.* 2015). Kilburg *et al.* (2015) and Lashley *et al.* (2015b) suggested that cover was the primary resource (as opposed to food) driving the selection of areas, despite the increased energy requirements of reproduction during the respective study periods. Our results for understory biomass following fire support this previous work because the biomass likely serves as a proxy for the availability of cover. Thus, a matrix of shorter and longer years-since-fire

may be important to ensure adequate availability of food and cover simultaneously.

We suggest that a variety of strategies can be used to promote fire-influenced heterogeneity in fire-maintained systems. Heterogeneity can be maintained at the landscape level by varying fire season, frequency, and intensity among burn units (Fuhlendorf and Engle 2001, Fuhlendorf *et al.* 2006). Within a burn unit, temporal heterogeneity can be encouraged by varying the time between fires, the season of subsequent fires, and the firing techniques and firing conditions used for each prescribed burn when possible (Cheney *et al.* 1993). Addition-

Table 4. Parameter estimates of generalized linear regression for summer fruit density (fruits ha⁻¹) in major forest types and as related to years-since-fire in longleaf pine stands burned during the growing season at Fort Bragg Military Installation, North Carolina, USA in June to September, 2011 to 2012.

Term	Mean	Estimate	SE	Wald Chi square	Prob > Chi square
Intercept		1.41	0.09	258.48	<0.0001
Bottomland hardwood	2324	-5.79	0.61	89.43	<0.0001
Dormant upland pine	3584	-5.17	0.74	2.49	0.1144
Growing upland pine	2312	-5.20	0.56	87.74	<0.0001
Upland hardwood ^a	5440				
June	548	-12.00	2.06	34.05	<0.0001
July	3988	-0.46	0.71	0.42	0.5146
August	2572	-2.06	0.64	10.33	0.0013
September ^a	6548				
Bottomland hardwood*June	947	-0.27	1.34	0.04	0.8405
Bottomland hardwood*July	1240	-6.57	0.71	85.94	<0.0001
Bottomland hardwood*August	631	-9.94	0.93	113.89	<0.0001
Dormant upland pine*June	448	2.85	1.91	2.23	0.1351
Dormant upland pine*July	6712	1.17	0.54	4.70	0.0302
Dormant upland pine*August	1080	-4.15	0.78	28.50	<0.0001
Growing upland pine*June	503	0.68	1.51	0.20	0.6525
Growing upland pine*July	2833	-4.53	0.58	61.00	<0.0001
Growing upland pine*August	567	-9.07	0.83	117.97	<0.0001
Upland hardwood*June	307				
Upland hardwood*July	4813				
Upland hardwood*August ^a	8027				
Same yr as fire	0	-43.02	2.59	275.58	<0.0001
1 yr post fire	220	-15.68	2.75	32.51	<0.0001
2 yr post fire ^a	3367				

^a Reference group for comparisons.

ally, in the LLPE, some upland hardwood should be allowed to persist because of the inherent heterogeneity of post-fire understory conditions and continuous availability of fleshy fruit and hard mast that may otherwise be lost (Hiers *et al.* 2014, Lashley *et al.* 2014a). Furthermore, fires allowed to burn into drainages generally will be suppressed by high moisture levels; at Fort Bragg, these less frequently burned drainages contained unique plant assemblages and abundant fruits early and late in the growing season. We recommend that managers randomly assign a fire prescription (i.e., stochastic variability in firing techniques, season, return frequency, fire

intensity, and weather conditions) to each burn block to maximize structural and floral diversity. In fact, Robbins and Meyers (1992) developed a matrix that managers in the LLPE could use to select random fire seasons and frequencies for each burn unit, which they said was supported by historical accounts of fire conditions in the LLPE ecosystem (Frost 1993). For example, it is believed that ~70% of fires occurred during the growing season based on the historical distribution of lightning-ignited fires (Fill *et al.* 2012) and that fire-return intervals in upland pine forests ranged from biannual to every 12 years (Stambaugh *et al.* 2011). Randomly assigning treat-

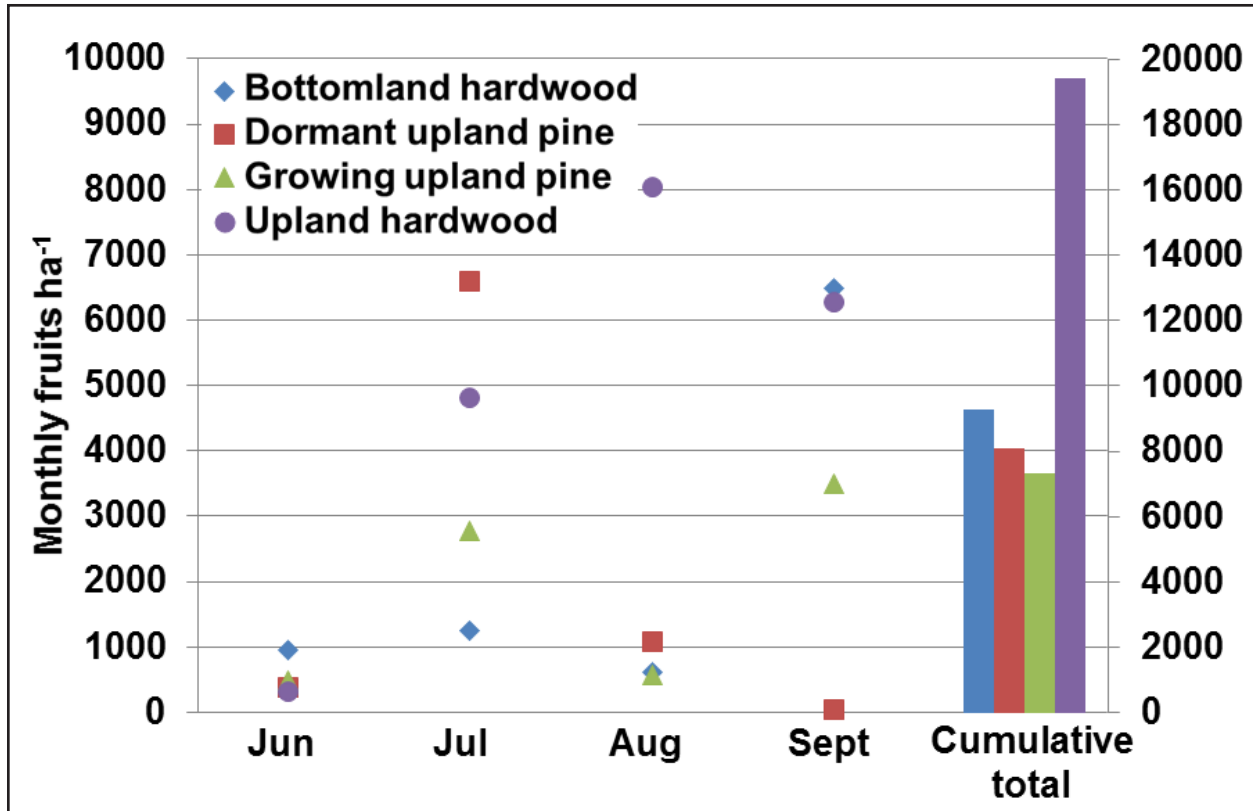


Figure 3. Mean fruit produced (fruits ha⁻¹; SE) during each summer month (symbols) and cumulative fruit produced (fruits ha⁻¹; bars) in the bottomland hardwood vegetation type, following dormant- and growing-season fires in the upland pine vegetation type, and following growing-season fires in the upland hardwood vegetation type at Fort Bragg Military Installation, North Carolina, USA, in August 2011 and 2012. In each month of each year, 30 transects were sampled in each vegetation type.

ments with parameters guided by literature and ongoing research will more likely restore and maintain the heterogeneous forest structure and floral and faunal composition of the LLPE

and other fire-maintained forest ecosystems (Greenberg 2001, Bond and Archibald 2003, Lashley *et al.* 2014a).

ACKNOWLEDGEMENTS

We thank the United States Department of Defense and Fort Bragg Military Installation for financial contributions to this research. We thank A. Schultz, J. Jones, and the Fort Bragg Wildlife Branch for technical and logistical support. Special thanks to J. Thompson for statistical consultation. Also, we thank A. Prince, M. Elfelt, E. Kilburg, B. Sherrill, and M. Broadway for assistance in data collection and entry.

LITERATURE CITED

Aschenbach, T.A., B.L. Foster, and D.W. Imm. 2010. The initial phase of a longleaf pine-wiregrass savanna restoration: species establishment and community responses. *Restoration Ecology* 18: 762–771. doi: 10.1111/j.1526-100X.2009.00541.x

- Beckage, B., W.J. Platt, and B. Panko. 2005. A climate-based approach to the restoration of fire-dependent ecosystems. *Restoration Ecology* 13: 429–431. doi: [10.1111/j.1526-100X.2005.00070.x](https://doi.org/10.1111/j.1526-100X.2005.00070.x)
- Bond, W.J., and S. Archibald. 2003. Confronting complexity: fire policy choices in South African parks. *International Journal of Wildland Fire* 12: 381–389. doi: [10.1071/WF03024](https://doi.org/10.1071/WF03024)
- Brockway, D.G., K.W. Outcalt, D.J. Tomczak, and E.E. Johnson. 2005. Restoration of longleaf pine ecosystems. USDA Forest Service General Technical Report SRS-89, Southern Research Station, Asheville, North Carolina, USA.
- Buler, J.J., F.R. Moore, and S. Woltmann. 2007. A multi-scale examination of stopover habitat use by birds. *Ecology* 88: 1789–1802. doi: [10.1890/06-1871.1](https://doi.org/10.1890/06-1871.1)
- Cantrell, M.A., J.J. Brithcher, and E.L. Hoffman. 1995. Red-cockaded woodpecker management initiatives at Fort Bragg Military Installation. Pages 89–97 in: D. L. Kulhavy, R.G. Hooper, and R. Costa, editors. *Red-cockaded woodpecker: recovery, ecology and management*. Center for Applied Studies in Forestry, College of Forestry, Stephen F. Austin State University, Nacodoches, Texas, USA.
- Cheney, N.P., J.S. Gould, and W.R. Catchpole. 1993. The influence of fuel, weather and fire shape variables on fire-spread in grasslands. *International Journal of Wildland Fire* 3: 31–44. doi: [10.1071/WF9930031](https://doi.org/10.1071/WF9930031)
- Chesson, J. 1978. Measuring preference in selective predation. *Ecology* 59: 211–215. doi: [10.2307/1936364](https://doi.org/10.2307/1936364)
- Chesson, J. 1983. The estimation and analysis of preference and its relationship to foraging models. *Ecology* 64: 1297–1304. doi: [10.2307/1937838](https://doi.org/10.2307/1937838)
- Chitwood, M.C., M.A. Lashley, J.C. Kilgo, C.E. Moorman, and C.S. DePerno. 2015a. White-tailed deer population dynamics and adult female survival in the presence of a novel predator. *Journal of Wildlife Management* 79: 211–219. doi: [10.1002/jwmg.835](https://doi.org/10.1002/jwmg.835)
- Chitwood, M.C., M.A. Lashley, J.C. Kilgo, K.H. Pollock, C.E. Moorman, and C.S. DePerno. 2015b. Do biological and bedsite characteristics influence survival of neonatal white-tailed deer? *PLoS ONE* 10(3): e0119070. doi: [10.1371/journal.pone.0119070](https://doi.org/10.1371/journal.pone.0119070)
- Chitwood, M.C., M.A. Lashley, C.E. Moorman, and C.S. DePerno. 2014. Confirmation of coyote predation on adult female white-tailed deer in the southeastern US. *Southeastern Naturalist* 13: N30–N32.
- Clewell, A.F. 1989. Natural history of wiregrass (*Aristida stricta* Michx., Gramineae). *Natural Areas Journal* 9: 223–233.
- Côté, S.D., T.P. Rooney, J.P. Tremblay, C. Dussault, and D.M. Waller. 2004. Ecological impacts of deer overabundance. *Annual Review of Ecology, Evolution, and Systematics* 35: 113–147. doi: [10.1146/annurev.ecolsys.35.021103.105725](https://doi.org/10.1146/annurev.ecolsys.35.021103.105725)
- Drew, M.B., L.K. Kirkman, and A.K. Gholson. 1998. The vascular flora of Ichauway, Baker County, Georgia: a remnant longleaf pine/wiregrass ecosystem. *Castanea* 63: 1–24.
- Ellair, D.P., and W.J. Platt. 2013. Fuel composition influences fire characteristics and understory hardwoods in pine savanna. *Journal of Ecology* 101: 192–201. doi: [10.1111/1365-2745.12008](https://doi.org/10.1111/1365-2745.12008)
- Fill, J.M., S.M. Welch, J.L. Waldron, and T.A. Mousseau. 2012. The reproductive response of an endemic bunchgrass indicates historical timing of a keystone process. *Ecosphere* 3: 1–12. doi: [10.1890/ES12-00044.1](https://doi.org/10.1890/ES12-00044.1)
- Franklin, J.F. 1993. Preserving biodiversity: species, ecosystems, or landscapes? *Ecological Applications* 3: 202–205. doi: [10.2307/1941820](https://doi.org/10.2307/1941820)

- Frost, C.C. 1993. Four centuries of changing landscape patterns in the longleaf pine ecosystem. Proceedings of the Tall Timbers fire ecology conference 18: 17–43.
- Frost, C.C. 2006. History and future of the longleaf pine ecosystem. Pages 9–42 in: S. Jose, E.J. Jokela, and D.L. Miller, editors. The longleaf pine ecosystem. Springer, New York, New York, USA. doi: [10.1007/978-0-387-30687-2_2](https://doi.org/10.1007/978-0-387-30687-2_2)
- Fuhlendorf, S.D., and D.M. Engle. 2001. Restoring heterogeneity on rangelands: ecosystem management based on evolutionary grazing patterns. BioScience 51: 625–632. doi: [10.1641/0006-3568\(2001\)051\[0625:RHOREM\]2.0.CO;2](https://doi.org/10.1641/0006-3568(2001)051[0625:RHOREM]2.0.CO;2)
- Fuhlendorf, S.D., W.C. Harbell, D.M. Engle, R.G. Hamilton, C.A. Davis, and D.M. Leslie. 2006. Should heterogeneity be the basis for conservation? Grassland bird response to fire and grazing. Ecological Applications 16: 1706–1716. doi: [10.1890/1051-0761\(2006\)016\[1706:SHBTBF\]2.0.CO;2](https://doi.org/10.1890/1051-0761(2006)016[1706:SHBTBF]2.0.CO;2)
- Glitzenstein, J.S., D.R. Streng, and D.D. Wade. 2003. Fire frequency effects on longleaf pine (*Pinus palustris*) vegetation in South Carolina and northeast Florida, USA. Natural Areas Journal 23: 22–37.
- Greenberg, C.H. 2001. Fire, habitat structure, and herpetofauna in the Southeast. Pages 91–99 in: W.M. Ford, K.R. Russell, C.E. Moorman, editors. The role of fire in nongame wildlife management and community restoration: traditional uses and new directions. USDA Forest Service General Technical Report NE-288, Southern Research Station, Asheville, North Carolina, USA.
- Greenberg, C.H., D.J., Levey, C. Kwit, J.P. Mccarty, S.F. Pearson, S. Sargent, and J. Kilgo. 2012. Long-term patterns of fruit production in five forest types of the South Carolina upper coastal plain. Journal of Wildlife Management 76: 1036–1046. doi: [10.1002/jwmg.343](https://doi.org/10.1002/jwmg.343)
- Hiers, J.K., R.J. Mitchell, L.R., Boring, J.J. Hendricks, and R. Wyatt. 2003. Legumes native to longleaf pine savannas exhibit capacity for high N₂-fixation rates and negligible impacts due to timing of fire. New Phytologist 157: 327–338. doi: [10.1046/j.1469-8137.2003.00679.x](https://doi.org/10.1046/j.1469-8137.2003.00679.x)
- Hiers, J.K., J.R. Walters, R.J. Mitchell, J.M. Varner, L.M. Conner, L.A. Blanc, and J. Stowe. 2014. Ecological value of retaining pyrophytic oaks in longleaf pine ecosystems. The Journal of Wildlife Management 78: 383–393. doi: [10.1002/jwmg.676](https://doi.org/10.1002/jwmg.676)
- Hiers, J.K., R. Wyatt, and R.J. Mitchell. 2000. The effects of the fire regime on legume reproduction in longleaf pine savannas: is a season selective? Oecologia 125: 521–530. doi: [10.1007/s004420000469](https://doi.org/10.1007/s004420000469)
- Howe, H.F. 1994. Response of early- and late-flowering plants to fire season in experimental prairies. Ecological Applications 4: 121–133. doi: [10.2307/1942122](https://doi.org/10.2307/1942122)
- Kane, J.M., J.M. Varner, and J.K. Hiers. 2008. The burning characteristics of southeastern oaks: discriminating fire facilitators from fire impeder. Forest Ecology and Management 256: 2039–2045. doi: [10.1016/j.foreco.2008.07.039](https://doi.org/10.1016/j.foreco.2008.07.039)
- Kilburg, E.L., C.E. Moorman, C.S. DePerno, D. Cobb, and C.A. Harper. 2015. Wild turkey pre-nesting-resource selection in a landscape managed with frequent prescribed fire. Southeastern Naturalist 14: 137–146. doi: [10.1656/058.014.0114](https://doi.org/10.1656/058.014.0114)
- Landers, J.L., D.H. Van Lear, and W.D. Boyer. 1995. The longleaf pine forests of the southeast: requiem or renaissance? Journal of Forestry 93: 39–44.
- Lashley, M.A., M.C. Chitwood, C.S. DePerno, and C.E. Moorman. 2014b. Collection, handling, and analysis of forages for concentrate selectors. Wildlife Biology in Practice 10: 6–15. doi: [10.2461/wbp.2014.10.2](https://doi.org/10.2461/wbp.2014.10.2)

- Lashley, M.A., M.C. Chitwood, C.A. Harper, C.E. Moorman, and C.S. DePerno. 2015a. Poor soils and density-mediated body weight in deer: forage quality or quantity? *Wildlife Biology* 21(4): 213–219. doi: [10.2981/wlb.00073](https://doi.org/10.2981/wlb.00073)
- Lashley, M.A., M.C. Chitwood, R. Kays, C.A. Harper, C.S. DePerno, and C.E. Moorman. 2015b. Prescribed fire affects female white-tailed deer habitat use during summer lactation. *Forest Ecology and Management* 348: 220–225. doi: [10.1016/j.foreco.2015.03.041](https://doi.org/10.1016/j.foreco.2015.03.041)
- Lashley, M.A., M.C. Chitwood, A. Prince, M. Elfelt, E. Kilburg, C.S. DePerno, and C.E. Moorman. 2014a. Subtle effects of a managed fire regime: a case study in the longleaf pine ecosystem. *Ecological Indicators* 38: 212–217. doi: [10.1016/j.ecolind.2013.11.006](https://doi.org/10.1016/j.ecolind.2013.11.006)
- Lashley, M.A., and C.A. Harper. 2012. The effects of extreme drought on native forage nutritional quality and white-tailed deer diet selection. *Southeastern Naturalist* 11: 699–710. doi: [10.1656/058.011.0409](https://doi.org/10.1656/058.011.0409)
- Lashley, M.A., C.A. Harper, G.E. Bates, and P.D. Keyser. 2011. Forage availability for white-tailed deer following silvicultural treatments in hardwood forests. *Journal of Wildlife Management* 75: 1467–1476. doi: [10.1002/jwmg.176](https://doi.org/10.1002/jwmg.176)
- Lashley, M.A., J.R. Thompson, M.C. Chitwood, C.S. DePerno, and C.E. Moorman. 2014c. Evaluation of methods to estimate understory fruit biomass. *PloS ONE* 9(5): e96898. doi: [10.1371/journal.pone.0096898](https://doi.org/10.1371/journal.pone.0096898)
- Leslie Jr., D.M., M. Vavra, E.E. Starkey, and R.C. Slater. 1983. Correcting for differential digestibility in microhistological analyses involving common coastal forages of the Pacific Northwest. *Journal of Range Management* 36: 730–732. doi: [10.2307/3898197](https://doi.org/10.2307/3898197)
- McCord, J.M., C.A. Harper, and C.H. Greenberg. 2014. Brood cover and food resources for wild turkeys following silvicultural treatments in mature upland hardwoods. *Wildlife Society Bulletin* 38: 265–272. doi: [10.1002/wsb.403](https://doi.org/10.1002/wsb.403)
- Ostertag, R., and E.S. Menges. 1994. Patterns of reproductive effort with time since last fire in Florida scrub plants. *Journal of Vegetation Science* 5: 303–310. doi: [10.2307/3235853](https://doi.org/10.2307/3235853)
- Palik, B.J., R.J. Mitchell, and J.K. Hiers. 2002. Modeling silviculture after natural disturbance to sustain biodiversity in the longleaf pine (*Pinus palustris*) ecosystem: balancing complexity and implementation. *Forest Ecology and Management* 155: 347–356. doi: [10.1016/S0378-1127\(01\)00571-0](https://doi.org/10.1016/S0378-1127(01)00571-0)
- Perkins, M.W., L.M. Conner, and M.B. Howze. 2008. The importance of hardwood trees in the longleaf pine forest ecosystem for Sherman's fox squirrels. *Forest Ecology and Management* 255: 1618–1625. doi: [10.1016/j.foreco.2007.11.020](https://doi.org/10.1016/j.foreco.2007.11.020)
- Platt, W.J., G.W. Evans, and M.M. Davis. 1988. Effects of fire season on flowering of forbs and shrubs in longleaf pine forests. *Oecologia* 76: 353–363. doi: [10.1007/BF00377029](https://doi.org/10.1007/BF00377029)
- Robbins, L.E., and R.L. Myers. 1992. Seasonal effects of prescribed burning in Florida: a review. *Miscellaneous Publication 8, Tall Timbers, Tallahassee, Florida, USA.*
- Ryan, K.C., E.E. Knapp, and J.M. Varner. 2013. Prescribed fire in North American forests and woodlands: history, current practice, and challenges. *Frontiers in Ecology and Environment* 11: e15–e24. doi: [10.1890/120329](https://doi.org/10.1890/120329)
- Sorrie, B.A., J.B. Gray, and P.J. Crutchfield. 2006. The vascular flora of the longleaf pine ecosystem of Fort Bragg and Weymouth Woods, North Carolina. *Castanea* 71: 129–161. doi: [10.2179/05-02.1](https://doi.org/10.2179/05-02.1)
- Stambaugh, M.C., R.P. Guyette, and J.M. Marschall. 2011. Longleaf pine (*Pinus palustris* Mill.) fire scars reveal new details of a frequent fire regime. *Journal of Vegetation Science* 22: 1094–1104. doi: [10.1111/j.1654-1103.2011.01322.x](https://doi.org/10.1111/j.1654-1103.2011.01322.x)

- Streng, D.R., J.S. Glitzenstein, and W.J. Platt. 1993. Evaluating season of burn in longleaf pine forests: a critical literature review and some results from an ongoing long-term study. *Proceedings of the Tall Timbers Fire Ecology Conference* 18: 227–263.
- Van Lear, D.H., and R.F. Harlow. 2000. Fire in the eastern United States: influence on wildlife habitat. Pages 2–10 in: W.M. Ford, K.R. Russell, C.E. Moorman, editors. *The role of fire in nongame wildlife management and community restoration: traditional uses and new directions*. USDA Forest Service General Technical Report NE-288, Southern Research Station, Asheville, North Carolina, USA.
- Vavra, M., and J.L. Holechek. 1980. Factors influencing microhistological analysis of herbivore diets. *Journal of Range Management* 33: 371–374. doi: [10.2307/3897886](https://doi.org/10.2307/3897886)
- Waldrop, T.A., D.L. White, and S.M. Jones. 1992. Fire regimes for pine-grassland communities in the southeastern United States. *Forest Ecology and Management* 47: 195–210. doi: [10.1016/0378-1127\(92\)90274-D](https://doi.org/10.1016/0378-1127(92)90274-D)
- White, D.L., T.A. Waldrop, and S.M. Jones. 1990. Forty years of prescribed burning on the Santee fire plots: effects on understory vegetation. USDA Forest Service General Technical Report SE-69, Southern Research Station, Asheville, North Carolina, USA.
- Woinarski, J.C.Z., and S. Legge. 2013. The impacts of fire on birds in Australia's tropical savannas. *Emu* 113: 319–352. doi: [10.1071/MU12109](https://doi.org/10.1071/MU12109)